

Lewisville Independent School District
Castle Hills Elementary School
2024-2025 Campus Improvement Plan



Table of Contents

Comprehensive Needs Assessment	3
Demographics	3
Student Learning	5
School Processes & Programs	6
Perceptions	7
Priority Problem Statements	8
Goals	9
Goal 1: Student Learning - Engage students through relevant instruction and assessment sparking curiosity and critical thinking, meeting individual academic needs as they impact their world now and in the future.	9
Goal 2: Student Experience - Create safe, engaging environments where students experience a sense of belonging and wellbeing, and are challenged by learning opportunities inside and outside of the classroom.	11
Goal 3: Resource Stewardship - Manage resources in a fiscally responsible way as stewards of our community's time, talent, and dollars.	17
Goal 4: Resource Stewardship - Recruit, retain, and develop the talents of dedicated teachers and staff to engage and inspire learners and leaders.	21
Goal 5: Community Engagement - Build ONELISD, a connected culture of community engagement and purposeful communications.	24
Goal 6: Federal and State Mandates THIS GOAL IS REQUIRED. DO NOT CHANGE OR DELETE THIS GOAL. You will update the formative and summative reviews. ...	26
Goal 7: Student Achievement/Safeguards THIS GOAL IS REQUIRED. DO NOT CHANGE OR DELETE THIS GOAL. You will update the formative and summative reviews.	33

Comprehensive Needs Assessment

Demographics

Demographics Summary

Castle Hills Elementary School is located in a small community in the southeast area of Lewisville, TX.

Castle Hills has 602 students and 51 staff members; 60 staff members if one includes all district support providers designated for our school.

99% of our teachers hold a Texas teaching certification. 1 of our teachers is an Associate Teachers. Our student to teacher ratio is 22:1 in grades K-4.

We have a Gifted and Talented (GT), special education, and English learner program on our campus.

Our daily average attendance rate is 96.82%

Our school population:

4.98 % Economically Disadvantaged

8.3%- English Language Learners

14.78% - Students with disabilities

3.82% - 504 plans

5.15% - Dyslexia

13.62% - At Risk

45.85% White

36.05% Asian

8.47% Hispanic/Latino

7.64% Two or more races

1.66% African American

0.17% American Indian/Alaska Native

0.17% Pacific Islander

Gender: 54.15% Male; 45.85% Female

Demographics Strengths

Castle Hills Elementary School has a collaborative and highly engaged community. As of 9/10/2024 there are 256 PTA members and 51 teachers as members.

There are 80 parents who head PTA committees and continually awarded the National PTA School of Excellence.

We pride ourselves in our ethnic diversity and the cultural perspectives that strengthen our ability to help our students learn and connect to the real world.

All students participate in physical education, art, and music.

Our school also has various clubs for students to participate in:

Running Club, Student Council, Welcome Crew, Honor Choir, Snapping Dragons Choir, News Crew, Safety Patrol Club and Flag Crew.

Problem Statements Identifying Demographics Needs

Problem Statement 1: The community is unaware of ways to volunteer and get involved in the school to be an active part of their child's learning. **Root Cause:** The change in administration at Castle Hills created new opportunities for parent involvement, and communicating these opportunities needs time and consistency.

Student Learning

Student Learning Summary

On the 2023-24 STAAR, our students performed as follows:

	Meets	Masters
3rd Reading	88%	56%
3rd Math	78%	37%
4th Reading	81%	58%
4th Math	78%	54%
5th Reading	86%	68%
5th Math	85%	56%
5th Science	52%	29%

Student Learning Strengths

In reviewing STAAR performance data from last school year, it is evident that our students have strengths in the areas of ELAR and Math. This data aligns with iStation data from last school year as well.

On STAAR, only 3% of third graders did not pass reading and only 4% did not pass math. In 4th grade, 4% did not pass reading and 7% did not pass math. Only 5% of our fifth graders did not pass reading or math.

Problem Statements Identifying Student Learning Needs

Problem Statement 1: Twenty percent of our fifth grade students during the 2023-24 school year did not pass the Science STAAR. This indicates a need for instructional improvement in the area of science. **Root Cause:** PLC meetings focused on math and reading previously, and a new focus needs to be on the vertical alignment of science in order to bridge the learning gaps evident in 5th grade.

School Processes & Programs

School Processes & Programs Summary

At Castle Hills, we are currently implementing the following programs for curriculum, instruction, professional development, and leadership:

Team Leader Meetings: once per month to communicate campus-wide information and address concerns related to each team

Building Leadership Team Meetings: three times per year to analyze campus-wide needs and develop the Campus Improvement Plan

Campus Design Team Meetings: once per month to discuss programs and new initiatives to further our campus mission and vision

Behavior Committee Meetings: once per month to develop and analyze a campus-wide positive behavior support system based on core values

Staff Meetings: once per month to share information and build community

PLC Meetings: based on the assessment calendar to meet intentionally after each assessment window and make instructional decisions based on relevant student performance data.

Literacy Check-In Meetings: twice per year to analyze literacy instruction and student progress

School Processes & Programs Strengths

Current strengths include intentional planning and scheduling of committee and input opportunities for students, staff, parents, and community members.

Problem Statements Identifying School Processes & Programs Needs

Problem Statement 1: Staff do not yet have a clear understanding of the school processes and programs. **Root Cause:** Consistent, clear communication will be necessary to facilitate understanding of the programs and processes at Castle Hills.

Perceptions

Perceptions Summary

Formal surveys have not yet been conducted this school year as of 9/10/24; however, informal feedback has included positive praise from staff, parents, and community members. Parents and community members have been invited to volunteer, starting on the first week of school. This was received well, and all volunteer positions were filled. Grandparents' Day was opened up to be more inclusive for various family situations, and this was rebranded to be "Lunch with a Loved One." At this event, the verbal feedback was positive. Staff have given verbal feedback that the campus morale has increased, including comments such as, "I enjoy coming to work again." Communication on a weekly basis to community and staff has been well received, as this has created open communication on important school-related topics.

Perceptions Strengths

Strengths include positive verbal feedback from students, staff, parents, and community members. Additional survey data will be needed in order to provide accurate reflections on the strengths; however, informal data indicates that the surveys this year will increase over the results from 2023-24.

Problem Statements Identifying Perceptions Needs

Problem Statement 1: With the change in administration, our students, staff, parents, and community members have not yet had an opportunity to get to know us as administrators and fully understand the campus vision and mission. **Root Cause:** More time is needed in addition to more opportunities for input and communication in order for everyone to understand the vision and mission at CHE.

Priority Problem Statements

Goals

Goal 1: Student Learning - Engage students through relevant instruction and assessment sparking curiosity and critical thinking, meeting individual academic needs as they impact their world now and in the future.

Performance Objective 1: Design and deliver curriculum and instruction that increases teacher efficiency and effectiveness and maximize student learning.





* STRATEGIES REQUIRED BY ALL CAMPUSES TO ASSIST IN ACHIEVING TARGETED OUTCOMES FOR GOAL 1.1 ON SCORECARD.

High Priority

HB3 Goal

Evaluation Data Sources: See campus scorecard for targeted outcomes

- ES - Istation reading and math
- MS - enrollment in advanced courses
- HS - GPA 2.7 or higher readiness
- HS - CCMR HB3 - engaged in TEA metric

Strategy 1 Details	Reviews			
<p>Strategy 1: Student Istation data will be analyzed during grade-level PLC following each assessment, and instructional design decisions will be made based on student performance data.</p> <p>Strategy's Expected Result/Impact: Student performance on Istation reading and math will increase.</p> <p>Staff Responsible for Monitoring: Principal, General Education Teachers</p> <p>TEA Priorities: Build a foundation of reading and math</p> <p>- ESF Levers: Lever 5: Effective Instruction</p>	Formative			Summative
	Nov	Feb	May	
<div style="display: flex; justify-content: space-around; align-items: center;"> <div style="text-align: center;">  No Progress </div> <div style="text-align: center;">  Accomplished </div> <div style="text-align: center;">  Continue/Modify </div> <div style="text-align: center;">  Discontinue </div> </div>				

Goal 1: Student Learning - Engage students through relevant instruction and assessment sparking curiosity and critical thinking, meeting individual academic needs as they impact their world now and in the future.

Performance Objective 2: Enhance student learning through targeted experiences that connect to student interests and needs, prepare students to develop future opportunities, and determine appropriate academic interventions and support.

*STRATEGIES REQUIRED ONLY IF CAMPUS PRIORITY

Evaluation Data Sources: See campus scorecard for targeted outcomes
Readiness dashboard

Goal 2: Student Experience - Create safe, engaging environments where students experience a sense of belonging and wellbeing, and are challenged by learning opportunities inside and outside of the classroom.

Performance Objective 1: Increase relevance and effectiveness of MS/HS advisory structure and content over a 3-year period.

***STRATEGIES REQUIRED ONLY IF CAMPUS PRIORITY**

Evaluation Data Sources: See district scorecard
Feedback from student and staff groups

Goal 2: Student Experience - Create safe, engaging environments where students experience a sense of belonging and wellbeing, and are challenged by learning opportunities inside and outside of the classroom.

Performance Objective 2: Increase the relevance, positivity, and collaboration of the student experience to build community, belonging, and student ownership.

***STRATEGIES REQUIRED ONLY IF CAMPUS PRIORITY**

Evaluation Data Sources: See campus scorecard for targeted outcomes

ES, MS, HS - Student survey results

MS/HS - Involvement in extracurricular, co curricular, clubs, etc.

Goal 2: Student Experience - Create safe, engaging environments where students experience a sense of belonging and wellbeing, and are challenged by learning opportunities inside and outside of the classroom.

Performance Objective 3: Reduce percentage of truant students district wide to maximize student learning opportunities.

*STRATEGIES REQUIRED ONLY IF CAMPUS PRIORITY

Evaluation Data Sources: See campus scorecard for targeted outcomes

Attendance Rate

Chronic truancy

Goal 2: Student Experience - Create safe, engaging environments where students experience a sense of belonging and wellbeing, and are challenged by learning opportunities inside and outside of the classroom.

Performance Objective 4: Monitor safety and security of all LISD facilities.

*STRATEGIES REQUIRED ONLY IF CAMPUS PRIORITY

Evaluation Data Sources: See campus scorecard for targeted outcomes

Compliance with safety drills

Completion of staff and student safety trainings

Goal 2: Student Experience - Create safe, engaging environments where students experience a sense of belonging and wellbeing, and are challenged by learning opportunities inside and outside of the classroom.

Performance Objective 5: Increase collaborative interventions to identify and support the wellbeing and behavioral needs of students.

*STRATEGIES REQUIRED ONLY IF CAMPUS PRIORITY

Evaluation Data Sources: See campus scorecard for targeted outcomes

Student survey results

Parent survey results





Goal 2: Student Experience - Create safe, engaging environments where students experience a sense of belonging and wellbeing, and are challenged by learning opportunities inside and outside of the classroom.

Performance Objective 6: Campus Behavior Goal:

* CAMPUS BEHAVIOR GOAL AND STRATEGIES REQUIRED BY ALL CAMPUSES TO ASSIST CAMPUS IN MEETING TARGETED OUTCOME DETERMINED BY CAMPUS.

High Priority

Evaluation Data Sources: See campus scorecard for targeted outcomes

Strategy 1 Details	Reviews			
<p>Strategy 1: A campus-wide positive behavior system will be created by the Campus Behavior Committee, then implemented by all staff and students.</p> <p>Strategy's Expected Result/Impact: Positive behavior will increase, and the incidents of negative behavior (as indicated by the number of office referrals) will decrease. Total student discipline offenses, not including teacher referrals, related to physical aggression (including horseplay, hit/kick, inappropriate physical contact, push/scuffle, throw objects, and assault) will decrease from 132 to 78.</p> <p>Staff Responsible for Monitoring: Principal, Campus Behavior Committee</p> <p>ESF Levers: Lever 3: Positive School Culture</p>	Formative			Summative
	Nov	Feb	May	
<div style="display: flex; justify-content: space-around; align-items: center;"> <div style="text-align: center;">  0% No Progress </div> <div style="text-align: center;">  100% Accomplished </div> <div style="text-align: center;">  Continue/Modify </div> <div style="text-align: center;">  Discontinue </div> </div>				

Goal 3: Resource Stewardship - Manage resources in a fiscally responsible way as stewards of our community's time, talent, and dollars.

Performance Objective 1: Increase and maintain long-range financial stability through the utilization of a strategic approach while maintaining high quality education programs and services for all.

***STRATEGIES REQUIRED ONLY IF CAMPUS PRIORITY**

Evaluation Data Sources: See district scorecard for targeted outcomes

Maintain fund balance

Balanced budget

Earn finance stability indicators

Goal 3: Resource Stewardship - Manage resources in a fiscally responsible way as stewards of our community's time, talent, and dollars.

Performance Objective 2: Increase the community's (internal and external) understanding of Texas School Finance and the LISD budget.

*STRATEGIES REQUIRED ONLY IF CAMPUS PRIORITY

Evaluation Data Sources: See district scorecard for targeted outcomes
Financial dashboard visits
Finance related comm efforts across all platforms

Goal 3: Resource Stewardship - Manage resources in a fiscally responsible way as stewards of our community's time, talent, and dollars.

Performance Objective 3: Increase the efficient and fiscally responsible practices to maximize district funding and increase entitlements.

*STRATEGIES REQUIRED ONLY IF CAMPUS PRIORITY

Evaluation Data Sources: See campus scorecard for targeted outcomes
% of students logging in on district devices





Goal 3: Resource Stewardship - Manage resources in a fiscally responsible way as stewards of our community's time, talent, and dollars.

Performance Objective 4: Balance staff workload to better meet student needs and increase staff wellbeing.

*STRATEGIES REQUIRED ONLY IF CAMPUS PRIORITY

High Priority

Evaluation Data Sources: See campus scorecard for targeted outcomes
Staff survey results

Strategy 1 Details	Reviews			
<p>Strategy 1: Increase staff engagement and morale through community-building events on campus, including Boo Buddies, Val Pals, Staff Shout Outs, and team building activities during each staff meeting.</p> <p>Strategy's Expected Result/Impact: Staff survey results will increase in this area to 68% or higher.</p> <p>Staff Responsible for Monitoring: Principal</p> <p>TEA Priorities: Recruit, support, retain teachers and principals</p> <p>- ESF Levers: Lever 3: Positive School Culture</p>	Formative			Summative
	Nov	Feb	May	
<div style="display: flex; justify-content: space-around; align-items: center;"> <div style="text-align: center;">  No Progress </div> <div style="text-align: center;">  Accomplished </div> <div style="text-align: center;">  Continue/Modify </div> <div style="text-align: center;">  Discontinue </div> </div>				

Goal 4: Resource Stewardship - Recruit, retain, and develop the talents of dedicated teachers and staff to engage and inspire learners and leaders.

Performance Objective 1: Increase capacity and strengthen employee talent pools by leveraging a culture of talent development (recruit).

*STRATEGIES REQUIRED ONLY IF CAMPUS PRIORITY

Evaluation Data Sources: See campus scorecard for targeted outcomes
Leadership program participation

Goal 4: Resource Stewardship - Recruit, retain, and develop the talents of dedicated teachers and staff to engage and inspire learners and leaders.

Performance Objective 2: Increase diverse perspectives and employee engagement by involving staff in decisions that affect them (retain).

*STRATEGIES REQUIRED ONLY IF CAMPUS PRIORITY

Evaluation Data Sources: See campus scorecard for targeted outcomes
Staff survey

Goal 4: Resource Stewardship - Recruit, retain, and develop the talents of dedicated teachers and staff to engage and inspire learners and leaders.

Performance Objective 3: Increase alignment of training based on job requirements to impact job performance and maximize learning for staff (develop).

*STRATEGIES REQUIRED ONLY IF CAMPUS PRIORITY

Evaluation Data Sources: See campus scorecard for targeted outcomes
Staff survey

Goal 5: Community Engagement - Build ONELISD, a connected culture of community engagement and purposeful communications.

Performance Objective 1: Advance the message that promotes, protects, and champions LISD as the superior choice for families.

*STRATEGIES REQUIRED BY ALL CAMPUSES TO ASSIST IN ACHIEVING TARGETED OUTCOMES FOR GOAL 5.1 ON SCORECARD.





High Priority

Evaluation Data Sources: See campus scorecard for targeted outcomes

Staff survey

Parent survey

Recognize Someone program

Strategy 1 Details	Reviews			
<p>Strategy 1: Social media posts "Window into the Classroom" to showcase the learning experiences our students engage in at Castle Hills.</p> <p>Strategy's Expected Result/Impact: Parents and community members will have increased awareness of the positive learning experiences provided by Castle Hills and LISD.</p> <p>Staff Responsible for Monitoring: Principal</p>	Formative			Summative
	Nov	Feb	May	
<div style="display: flex; justify-content: space-around; align-items: center;"> <div style="text-align: center;">  No Progress </div> <div style="text-align: center;">  Accomplished </div> <div style="text-align: center;">  Continue/Modify </div> <div style="text-align: center;">  Discontinue </div> </div>				

Goal 5: Community Engagement - Build ONELISD, a connected culture of community engagement and purposeful communications.

Performance Objective 2: Increase the utilization of feedback to build trust and inform decision-making.

*STRATEGIES REQUIRED ONLY IF CAMPUS PRIORITY

Evaluation Data Sources: See campus scorecard for targeted outcomes

Staff survey

Customer Service survey

Goal 6: Federal and State Mandates

THIS GOAL IS REQUIRED. DO NOT CHANGE OR DELETE THIS GOAL.
 You will update the formative and summative reviews.

Performance Objective 1: All students shall attend school regularly.

Evaluation Data Sources: Student attendance records; academic performance data; campus staff observations, communication logs; family and community involvement records

Strategy 1 Details	Reviews			
<p>Strategy 1: Parents, the staff, and the student body are informed of student attendance procedures. Student residency is verified.</p> <p>RaaWee will be used to monitor absences and parent notification given when students are absent.</p> <p>Strategies are implemented to increase parental involvement as a proactive measure. Training is provided to parents regarding how to utilize technology to monitor student progress and achievement.</p> <p>As monitored in RaaWee and on the district and campus scorecards, excessive absences are monitored and interventions are provided in a collaborative partnership to identify and resolve root causes - including refer to counseling and/or health services departments. Truancy charges are regularly filed when appropriate.</p> <p>Strategy's Expected Result/Impact: Student attendance records and campus/district scorecard for attendance rate % and truant student %</p> <p>Staff Responsible for Monitoring: All staff</p>	Formative			Summative
	Nov	Feb	May	

Goal 6: Federal and State Mandates

THIS GOAL IS REQUIRED. DO NOT CHANGE OR DELETE THIS GOAL.

You will update the formative and summative reviews.

Performance Objective 2: All students shall complete high school. The dropout rate for all the students including sub-populations will be maintained at < 0.2% for middle schools, and high schools will have a 95% completion rate. All schools will implement and maintain strategies that support these goals.

Evaluation Data Sources: Student attendance and withdrawal records; program records; STAAR scores and local academic performance data; campus staff observations, intervention documentation, family and community involvement records

Strategy 1 Details	Reviews			
<p>Strategy 1: At-risk students will be identified using available data. Accelerated instruction will be provided based on data and in alignment with the comprehensive needs assessment data and Goal 1.1 and 1.2 for student learning.</p> <p>Students will be provided opportunities to explore career options. Students will be engaged in college and career readiness activities to promote the goal of high school completion and workforce readiness.</p> <p>Procedures will be used to ensure accurate coding/tracking of withdrawals.</p> <p>The RtI process is utilized to provide early intervention for struggling students.</p> <p>Strategy's Expected Result/Impact: Increased STAAR scores, local grades and assessments; campus staff observation and reflection indicating strategy success; successful dropout prevention as seen from one or more of the following items: (a) results of audit of dropout records, (b) campus info related to graduation rates, dropout rates, high school equivalency certification rates, and the percentage of students who remain in high school more than four years after entering 9th grade, (c) the number of students who enter a high school equivalency program and do not complete the program or complete but do not take the exam or complete and take the exam but do not obtain a high school equivalency certificate, (d) for students enrolled in 9th and 10th grades, information related to academic credit hours earned, retention rates, and placements in alternative education programs and expulsions, and (e) results of an evaluation of each school-based dropout prevention program</p> <p>Staff Responsible for Monitoring: All staff</p> <p>TEA Priorities: Connect high school to career and college, Improve low-performing schools</p>	Formative			Summative
	Nov	Feb	May	



No Progress



Accomplished



Continue/Modify



Discontinue

Goal 6: Federal and State Mandates

THIS GOAL IS REQUIRED. DO NOT CHANGE OR DELETE THIS GOAL.





You will update the formative and summative reviews.

Performance Objective 3: Students shall feel safe and positive about their learning environment.

Evaluation Data Sources: Student and parent survey results. safety reports. staff observations and documentation; family involvement; counseling data, behavior data

Strategy 1 Details	Reviews			
<p>Strategy 1: District Behavior Management Plan is implemented districtwide. Staff training and practices will support proactive behavior strategies that align with the District Behavior Management Plan.</p> <p>Campus Behavior Management Plans are implemented on each campus. Staff and students will be training on expectations outlined in the plan. Orientations and Welcome Week events are held.</p> <p>Students participate in activities that foster positive teacher/student relationships through implementation of Restorative Practices and other strategies.</p> <p>The student code of conduct is available online and copies are available to students and reviewed with students by teachers.</p> <p>Campus personnel will be trained in violence prevention and intervention.</p> <p>The school safety plan is developed and monitored for effectiveness throughout the school year. Peace officers and/or school resource officers and security officers work with the LISD safety and security department to develop appropriate guidelines which are updated annually.</p> <p>Duties of school resource officers include speaking to classes on the law, acting as a resource person in the area of law enforcement education, conducting and assisting in criminal investigations of violations of law on school property, providing a law enforcement resource when necessary to maintain peace on district property, making arrests and referrals of criminal law violators using discretion, providing information to students at request of staff, making appropriate referrals to social services agencies, wearing an official uniform, performing other duties mutually agreed upon, any off-campus activity required of services, following and conforming to all district policies and procedures, coordinating with school staff, making presentations to civic groups and participating on committees when requested.</p>	Formative			Summative
	Nov	Feb	May	

Strategy 2 Details	Reviews			
<p>Strategy 2: Campuses coordinate school health activities to address student wellbeing and ensure all aspects that impact the learning environment are addressed.</p> <p>Students will expand their involvement in extracurricular and co-curricular activities, and ensure that all students participate in the school's required physical activities.</p> <p>Students will participate in fitness assessments and engage in physical activities which are evaluated annually. Campus follows the recommendation of the SHAC team, as provided quarterly.</p> <p>Students are aided in their transition from elementary school to middle school, and middle school to high school through vertical conversations, teacher collaboration and professional learning.</p> <p>Civic responsibility and community service and community involvement are encouraged.</p> <p>Implement plan to increase family engagement and awareness of key topics to improve student academic achievement.</p> <p>Students receive public acknowledgement for non-academic achievement.</p> <p>Strategy's Expected Result/Impact: Increased academic performance data, including STAAR and local assessments; staff observations and documentation records, including RtI and counselor data, student attendance records and interest forms, family involvement.</p> <p>Staff Responsible for Monitoring: All staff</p>	Formative			Summative
	Nov	Feb	May	
Strategy 3 Details	Reviews			
<p>Strategy 3: Dating Violence</p> <p>LISD does not tolerate dating violence. The Counseling and Social Work team will participate staff and student education on the prevention and legal responsibilities related to dating violence. Guidelines for victims include reporting outcry to trusted adult along with following district protocol for outcries, specifically that parents notification will take place immediately following identification of a victim or perpetrator. Violations will be reported to the appropriate authorities as required by law.</p> <p>Strategy's Expected Result/Impact: Increasing education and reporting pathway to support students in participation in healthy dating relationships.</p> <p>Staff Responsible for Monitoring: All staff</p>	Formative			Summative
	Nov	Feb	May	

Strategy 4 Details	Reviews			
<p>Strategy 4: Counselors work with students to make appropriate curricular choices or program choices, and support students as needed in programs including but not limited to suicide prevention, conflict resolution, positive behavior interventions, career education, dating violence, sexual abuse, sex trafficking, dating violence, discipline management including unwanted physical or verbal aggression and sexual harassment, strategies for providing students and their parents with information about higher education admissions and financial aid opportunities, the need for students to make informed curriculum choices to be prepared for success beyond high school, career education to assist students in preparing for a broad range of career opportunities, accelerated education, the Teach for Texas program, etc.</p> <p>A proactive plan identifies and helps troubled youth through partnership with counselor and teacher to identify supports and interests.</p> <p>SAPP provides pregnant and parenting students with the support and resources needed to complete school, while equipping them for their future as college and career ready individuals with marketable skills, and helping them to become the best possible parent. SAPP provides childbirth education to pregnant students, parenting education to student who have a child and case management. Assistance is provided through case management, agency referrals, and prenatal (when medically necessary) and postnatal home instruction according to TEA guidelines. Students may remain at their home campus while they receive SAPP services or they may choose to attend LLC and work with their home campus counselor to complete the process.</p> <p>Strategy's Expected Result/Impact: Increased academic performance data, including STAAR and local assessments; staff observations and documentation records, including RtI and counselor data, student attendance records and interest forms, family involvement.</p> <p>Staff Responsible for Monitoring: All staff</p>	Formative			Summative
	Nov	Feb	May	
<div style="display: flex; justify-content: space-around; align-items: center;"> <div style="text-align: center;">  0% No Progress </div> <div style="text-align: center;">  100% Accomplished </div> <div style="text-align: center;">  Continue/Modify </div> <div style="text-align: center;">  Discontinue </div> </div>				

Goal 6: Federal and State Mandates

THIS GOAL IS REQUIRED. DO NOT CHANGE OR DELETE THIS GOAL.


You will update the formative and summative reviews.


Performance Objective 4: Diverse students shall be prepared to meet the demands of the real world when they exit the Lewisville Independent School District. Instructional strategies and programs will be implemented to support all students.

Evaluation Data Sources: STAAR scores; local grades and assessments; campus staff observations and reflections; graduation rates of all groups.

Strategy 1 Details	Reviews			
<p>Strategy 1: Special program students are accurately identified and appropriately served. A plan is in place to accurately identify students for special programs. (Programs serving diverse students include, but are not limited to the following: Gifted and Talented, At-Risk, Bilingual/ESL, Dyslexia, Special Education, Counseling, other special funded programs.)</p> <p>Campus personnel utilize appropriate interventions for students with special needs. The RtI team is in place and appropriately trained to serve students.</p> <p>Professional learning is provided to all staff regarding the needs of learners from special populations (at-risk, special education, 504, dyslexia, G/T, ELL, Economically Disadvantaged, etc.). Teachers receive training and support to differentiate instruction to meet the needs of all students.</p> <p>The following resources are used to meet the needs of special students: 504, Inclusion, Contact Teachers, G/T services, Advanced Placement (secondary only) and Literacy Intervention/Dyslexia.</p> <p>Language acquisition services are provided for language learners through differentiating for their stage of language acquisition through models aligned with state requirements.</p> <p>Special education services are provided to students as determined by the ARD committee.</p> <p>G/T services are provided in alignment with the Texas State Plan for Gifted/Talented students.</p> <p>The campus will demonstrate integration of technology in instructional and administrative programs to support student learning.</p> <p>LISD takes a comprehensive approach in providing treatment and acceleration to students who have been identified with having a special learning disability of dyslexia. Depending on the age, language, skill ability and identified strengths and weaknesses, the district offers a variety of programs based on the well-researched Orton-Gillingham method of instruction. Reading interventions based on this approach provide the comprehensive learning strategies students with dyslexia require to overcome their literacy struggles by using multi-sensory tools to teach phonemic awareness, phonics, fluency, vocabulary and comprehension sequentially. All scripted, direct instruction reading programs adopted for use in LISD, including MTA, Foundations, Esperanza, New Herman Method and Language! Live were carefully vetted based on the TEA required principles of effective dyslexia instruction. LISD ensures all the reading interventions for struggling readers are provided with consistency and fidelity in order to ensure students close the gaps and are using their newly acquired skills to become more confident readers.</p> <p>Strategy's Expected Result/Impact: Increased STAAR scores, local grades and assessments; campus staff observation and reflection indicating strategy success; increased family involvement in program supports, graduation rates.</p> <p>Staff Responsible for Monitoring: All staff</p>	Formative			Summative
	Nov	Feb	May	

 No Progress

 Accomplished

 Continue/Modify

 Discontinue

Goal 7: Student Achievement/Safeguards





THIS GOAL IS REQUIRED. DO NOT CHANGE OR DELETE THIS GOAL.

You will update the formative and summative reviews.

Performance Objective 1: Achievement of all students, as measured by standardized tests and classroom performance, shall continually improve. Particular emphasis shall be placed on reading, writing, mathematics, science, and social studies.

Evaluation Data Sources: STAAR scores; local grades and assessments; campus staff observations and reflections indicating interventions are successful, family involvement

Strategy 1 Details	Reviews			
<p>Strategy 1: LISD Accountability and Evaluation Department will train all campus and other relevant staff on the multiple state accountability systems and data analysis required to understand each system to assess academic achievement for students based on student achievement domain, school progress domain, and the closing the gaps domain. .</p> <p>Campus and department personnel will be able to analyze state mandated testing data housed in campus shared assessment folders and in Eduphoria Aware.</p> <p>Strategy's Expected Result/Impact: Achievement of all students increase as indicated on STAAR and local academic performance data, graduation rate.</p> <p>Staff Responsible for Monitoring: Learning and Teaching Chief of Schools Accountability and Evaluation Campus administrators and appropriate staff.</p> <p>TEA Priorities: Build a foundation of reading and math, Improve low-performing schools</p>	Formative			Summative
	Nov	Feb	May	

 No Progress
  Accomplished
  Continue/Modify
  Discontinue