

Indian Creek Elementary School Campus Profile

SCHOOL HOURS 7:45 a.m. to 3 p.m. **GRADES** Pre-K through 5th grade
ONLINE lisd.net/indiancreek | facebook.com/indiancreekes | x.com/IndianCreekES

STUDENT INFORMATION

545 Students
94.7% Average daily attendance

STAFF INFORMATION

64.95 Total staff members
10.9 Average number of years teaching experience
6.7 Average number of years teaching in LISD schools

PROFESSIONAL LEARNING

Total number of hours the staff spent developing their job skills last year

3713

50.9

Average professional learning hours per Lewisville ISD staff member



OBSERVATION

Number of administrator visits to observe class instruction

307

102 Average number of classroom visits per administrator

Indian Creek Elementary is the heart of the community!

We are a diverse campus where all students learn together, with one another, and from one another.

We are an inclusive school with innovative instructional strategies that support ALL students' learning needs and believe turning personal interests into learning experiences empowers our students and their love for learning.

We believe:

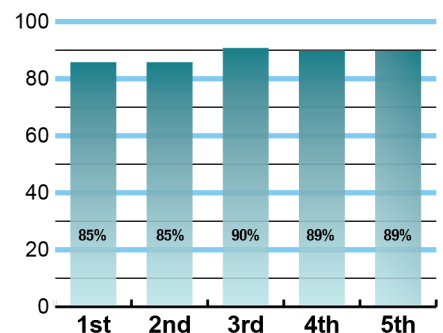
- Building strong relationships is vital in learning.
- Positive learning experiences lead to social emotional health and allow students to take risks and learn from their mistakes.
- Community engagement is a vital part of the learning process, and we believe in the importance of strong partnerships with our parents and families.



ACADEMIC PERFORMANCE

Istation by grade level

Lewisville ISD monitors students' reading progress through the Istation computer program. Teachers can quickly assess which students need help. This chart shows the percent of students reading on grade level or showing six months growth at the end of the school year.



CLUBS

Students have many opportunities to engage in learning of their choice beyond the classroom through clubs such as Student Council and The Early Bird Show.



What our parents think


In April 2024, parents were surveyed about the campus their child attends. Values represent the percentage of respondents who agreed with each statement. Based on 109 responses.

Are satisfied overall	94%
Most of the time, my child is happy at school	97%
My child's health and wellness are supported	95%
Parents feel welcomed at school and are involved	94%
School staff communicates well with families	93%
Teachers do whatever it takes to help my child meet academic standards	92%

What our students think


In April 2024, we asked 4th and 5th grade students about adults they could confide in at our school. Values represent the percentage of students who agreed with the following.

There is a staff member at my school with whom I feel comfortable talking	83%
---	-----




DIGITAL CITIZENSHIP

Earning the Common Sense School badge is a symbol of our school's dedication and commitment to helping students think critically and use technology responsibly to learn, create, and participate.



PROGRAMS

Our campus offers unique programs to help our students grow. Some of ours include National Elementary Honor Society, Honor Choir, Falcon Friends, Award and Recognition Assemblies, Restorative Practices, and Second Steps. We offer Extended School Day, too.



ARTS AND ATHLETICS

100%
Participation in athletics or physical education

100%
Participation in fine arts such as music and art



AWARDS AND RECOGNITIONS

- National PTA School of Excellence
- Friendly Falcon
- CREST Award
- LEF Grants for Teachers

INDIAN CREEK ELEMENTARY SCHOOL

Home of the Falcons
Carrollton, Texas

Jennifer Driver, Principal

