



Creek Valley Middle School STEM Campus Profile

SCHOOL HOURS ONLINE

8:55 a.m. to 4:10 p.m. **GRADES** 6th through 8th grade

lisd.net/creekvalley | facebook.com/creekvalley | x.com/CreekValleyMS

STUDENT INFORMATION

564	Students
95.2%	Average daily attendance

STAFF INFORMATION

59.9	Total staff members
10.4	Average number of years teaching experience
8.3	Average number of years teaching in LISD schools

PROFESSIONAL LEARNING

Total number of hours the staff spent developing their job skills last year

3672



54.8

Average professional learning hours per Lewisville ISD staff member



OBSERVATION

Number of administrator visits to observe class instruction

332

111 Average number of classroom visits per administrator

The Creek Valley Middle School Culture

At Creek Valley Middle School STEM Academy, we maintain a culture that is safe, supportive, and inclusive for our entire community.

We are committed to:

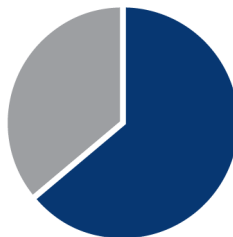
- Using restorative practices to build meaningful relationships
- Cultivating a community of acceptance and unity through transparent communication
- Providing innovative differentiation to meet the needs of all students
- Consistently following all school policies and expectations
- Being receptive to challenges and viewing them as growth opportunities
- Engaging students through the use of diverse instructional strategies
- Purposefully collaborating to support the needs of all stakeholders
- Modeling and spreading positivity and kindness in all we do



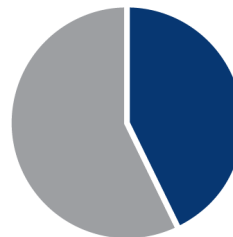
ACADEMIC PERFORMANCE

PSAT SCORES AND ADVANCED COURSES

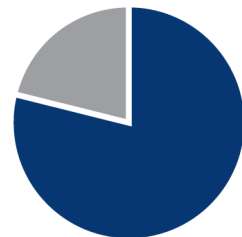
- = Percent of students whose PSAT test scores indicate they are college and career ready.
- = Percent of student population who are enrolled in at least one advanced course.



PSAT Reading **64%**



PSAT Math **43%**



Honors/AP enrolled **79%**

CLUBS

Clubs allow students to learn beyond the classroom, provide community service opportunities, and develop leadership skills for our students. Some of our clubs include Student Council, National Junior Honor Society, Science, Kindness Ambassadors, Principal Advisory Council, Student PTA, Theatre, Culture, Circle of Friends, Robotics, Art, Chess, Gaming, and Gardening Club.

DIGITAL CITIZENSHIP

Earning the Common Sense School badge is a symbol of our school's dedication and commitment to helping students think critically and use technology responsibly to learn, create, and participate.



PROGRAMS

Programs that our students can participate in are AVID, Gifted & Talented, Destination Imagination, Academic UIL, Athletics, Band, Choir, Orchestra, Theatre, Gateway to STEM, Yearbook, Kindness Ambassadors, Principal Advisory Council, College Day, Career Day, and Multicultural Night.



ARTS AND ATHLETICS



98%
Participation in athletics or physical education

83%
Participation in fine arts such as music and art

AWARDS AND RECOGNITIONS

- Nationally Certified STEM Campus
- CREST Award for Counseling Excellence
- Certified AVID Campus
- Texas Bandmasters Association Exemplary Middle School Band Award
- Band Program has received the Sudler Cup from the John Philip Sousa Foundation and the National Band Association's Blue Ribbon of Excellence
- UIL Sweepstakes for Band, Orchestra and Choir
- Multiple Platinum Awards from the Jr. VASE Art Competition
- Student Art featured at the North Texas Irish Festival
- Art and Essay winners in the MLK contest
- Academic UIL 2nd Place
- Carrollton Neighbors Teacher and Student of the Month

Survey said...



What our parents think

In April 2024, parents were surveyed about the campus their child attends. Values represent the percentage of respondents who agreed with each statement. Based on 131 responses.

Are satisfied overall	96%
Most of the time, my child is happy at school	95%
My child's health and wellness are supported	97%
Parents feel welcomed at school and are involved	96%
School staff communicates well with families	93%
Teachers do whatever it takes to help my child meet academic standards	94%

What our students think

In April 2024, we asked our students about adults they could confide in at our school. Values represent the percentage of students who agreed with the following.

There is a staff member at my school with whom I feel comfortable talking	80%
---	-----



CREEK VALLEY MIDDLE SCHOOL

Home of the Wildcats
Carrollton, Texas

Steffanie Webb, Principal

